

CX D-SERIES HYDRAULIC EXCAVATORS
CX85D SR / CX90D MSR
STAGE V


CASE
CONSTRUCTION



IT'S TIME
FOR MORE

www.casece.com

EXPERTS FOR THE REAL WORLD
SINCE 1842



EXPERTS FOR THE REAL WORLD
SINCE 1842

- 1842

CASE is founded.
- 1869

The first CASE portable steam engine - road construction is born.
- 1957

The first factory - integrated loader/backhoe in the world: a Case industry first.
- 1969

CASE begins skid steer loader production.
- 1992

Sumitomo becomes supplier to CASE Corporation distributing excavators ranging from 7 to 80 tons.
- 1998

Global Alliance signed between CASE Corporation and Sumitomo.
- 2001

CASE introduces the first of its CX excavators, powerful new “thinking machines,” designed to enhance productivity through onboard intelligence features.
- 2007

CX210B is awarded the “Good Design Award” by the design Academy of Japan.
- 2013

CASE introduces the brand new CX-C Series Midis and Excavators,

powerful new “thinking machines”, designed to enhance productivity through onboard intelligence features.

2015

CASE launches the new “D series” Tier 4 final/ EU Stage IV Crawler Excavators.

2018

Stage V production for models for new MIDI CX85D, CX90D and CX350D and above.



NEW STAGE V ENGINE:
THE MOST POWERFULL IN THE SEGMENT

20% more power (kw); 45% greater displacement; 56% more torque

The new STAGE V engine is a highly reliable 4-cylinder 68 HP Yanmar engine, largely used in the market. The new engine is the most powerfull in the segment and meets the latest EU standards for engine exhaust emissions that set new limit for particle number (PN) and further reduced particulate matter (PM) levels.

More energy saving, more power but with less fuel

The new YANMAR engine makes less effort (works nice and easy) and can better support the pump with higher torque even against high load pressure: engine is less overloaded and consumes less (-4,5% in SP mode and -3,2% in H mode) confirming the best in class speed.



Noise perception
improvement

Different frequencies generated by the more generous Yanmar engine give a better general feeling on operators ears.

Noise inside cabin (69 dB) remains:

BEST in class across all competitors!

Auto cleaning DPF with no impact
on daily working time

To meet the STAGE V regulations, a new regenerating after treatment system has been made necessary to collect and burn the Particulate Matters, preventing their release in the atmosphere. The system is self cleaning and autoregenerating through oxidation (increasing post combustion) and managing and controlling the high pressure fuel injection. All is done automatically without any intervention by the operator who will just need to work normally. Operator can check the PM accumulation status directly on the monitor and even percentage details of PM and ashes can be displayed through the service menu.



BOOM TYPES FOR EVERY NEED

Offset boom - version on CX85D:

It increases the working area without repositioning the machine. Comfortable side digging due to excellent view of the bucket or attachment at work. The minimum working distance allows for operations in very tight spaces.

Mono boom - version on CX85D:

It can work in only 2920 mm (1630 mm front swing + 1290 mm tail swing). The same mono boom design of larger excavators provides outstanding robustness and reliability.

Swing boom - version on CX90D

Excellent manoeuvrability and maximum reach. The generous swing angles (left 80° ; right 45°) combined with excellent visibility in every direction contribute to a great productivity.



IMPRESSIVE SPEED AND LESS CONSUMPTION

High performance hydraulics

The new CASE MIDI D series confirm to have the best in class speed and a lower fuel consumption. Reasons behind is a greater balance of the different components of the machines (engine, pump) and the Pump Transition reduction Control (PTC) inherited from higher class CASE excavators, which is a very accurate system that continuously monitors machine operations and then decreases pump loads whenever possible, adapting to the type of job. As a result, hydraulic power is available on demand, pump and engine are less overloaded and fuel consumption is minimised.



BEST IN CLASS LIFTING CAPACITY

Both CX85D and CX90D have the greatest lifting capacity in the industry; as per ISO standards: CX85D lifts 1700 Kg (@4 m reach, 0 cm from the ground, BLADE UP); CX90D lift 1800 kg (@4 m reach, 0 cm from the ground, BLADE UP).



TOP CLASS BREAKOUT FORCE

Thanks a perfect balance among engine, pump, booms and undercarriage, also digging performance are impressive:

- bucket digging force: 56.9 kN
- arm digging force: 39.5 kN



HYDRAULIC SOURCED FROM BIGGER CASE EXCAVATORS

Three different working modes (SP, H, Auto) add more fuel savings without compromising on performance as in the upper range model of Heavy CASE excavators.

- A** AUTO MODE
- H** HEAVY MODE
- SP** SPEED PRIORITY MODE

A-MODE is most appropriate for grading, lifting and precision work.

H-MODE delivers the best balance between productivity and fuel economy.

SP-MODE provides extra speed and power for the most demanding jobs that require maximum productivity.

		CX85D SR	CX90D MSR
MONO BOOM	Short Arm	1.69 m	-
	Long Arm	2.19 m	-
OFFSET BOOM	Short arm	1.75 m	-
	Long Arm	2.10 m	-
SWING BOOM	Short arm	-	1.69 m
	Long Arm	-	2.19 m

SAFETY

WITHOUT COMPROMISE



CABIN AS BIG EXCAVATORS

Everything in front of your eyes

Incredible full round view

The large cab with its huge glazed area provides outstanding visibility all round and on to the bucket or attachment allowing easier and safer operations.

Work safely in tight spaces

The short tail and front swing radius design make D-Series mid size excavators the best solution to work efficiently in confined spaces. The compact design minimises disruption in urban and road jobsites, as well as the possibility of hitting something when swinging the upper structure of the machine. Swing cylinder and door are well protected.

The smooth and round shape design of the CASE D series MIDI cab was studied for maximum reliability and functionality. The CX85D SR can work in a space of less than 3 meters wide!



COMFORTABLE AND SAFE CAB

Built for long working hours

Outstanding roominess

Same cab as larger CASE SR excavators, which means: a front space (from front glass to seat back) 1115 mm; access space (from front glass to console end) 580 mm; foot space (from front glass to seat) 640 mm.

Comfort and durability. Best in class cabin noise level

The cabin remains a predominant distinctive CASE DNA when we talk about confort and durability. Impacts and vibrations on the cab are effectively absorbed by the 4-point fluid mounting system, providing a pleasant ride and low noise levels inside the cab which is the best in class in the industry. The structure of the cab with its square section pillars contribute also to its robustness and durability. New options is now available for seat heater and lombar support.

Safety first

The cab of D-Series midis meet ROPS and FOPS Level 1 safety standards. FOPS Level 2 as well as front stone guard protections are available as optional features. In the new Midi D serie, a remote emergency stop is now located on cabin floor left side for ease access also from outside.



NEW MONITOR AS A 50 TONNES CASE EXCAVATOR!

More features

The new 7” full-color LCD monitor, has got a new design, higher contrast, 5 more menu, as a 50 tonnes CASE excavator! Live key parameter are now available: on rpm, pumps, batterie tention, consumption per hrs, week, litres cumulated, residual time for engine cooling, engine hours, travelling time, rotation, operation and real working time or even hammer time utilization, and more.

Every machine is equipped with the efficient automatic A/C, which creates a pleasant climate inside the cab with its 6-vent system combined with a high wind flow of 430 m³/s.
Proportional controls of the first and second auxiliary circuits can be ordered as optional for maximum controllability and comfort, when the machine is used with hydraulic powered attachments.

CASE MAXIMUM VIEW MONITOR

Option with its bird’s eye and panoramic view improves operator’s safety by:

- 270° wide vision.
- 3 cameras, 7 inch full color monitor, blind spots eliminated by image processing.
- LED lgiths package option for increased visibility in low light conditions.



Round view camera: more safety on the jobsite



Full-color 7” LCD cluster: 270° bird view



Quick coupler switch



New radio design



Quick coupler provision option



SAFE AND EASY MAINTENANCE

The hydraulic system, filters, engine and radiators can easily be reached from ground level, allowing intuitive, safe and fast maintenance operations. Cooling system has been improved and optimized to simplify maintenance. Battery switch is easier to use and to reach.

Convenient access from the cab

The A/C internal recirculation filter and the fuse box are easily accessible from inside the cab.

Simplified diagnostics

The built-in monitor system includes 13 self-diagnosis system that alerts the operator in case of clogged air, oil or hydraulic filters, and gives reminders of due maintenance by remaining hours prior change, preventing damage to the machine.

New fuel filter supply line

New main fuel pre filter water separator sensor linked to a dedicated message on machine monitor to drain water when level in filter is too high. Additional safety filter (maintenance free) to protect the engine from dust: no need to flush after filter replacement.

NEW OIL SAMPLING PORTS
for engine and hydraulic oil.

CASE EASY MAINTENANCE SYSTEM (EMS)

Uses stratified bushing and plated pins on the pivot points, which holds grease longer, increases lubrication intervals and prevents rattling:

- greasing interval for all pivot points (bucket excluded) : 1000 hrs
- greasing bucket interval: 200 hrs

NEW QUICK COUPLER PROVISION
available as option

MAIN REASONS TO CHOOSE THE CX D-SERIES HYDRAULIC EXCAVATORS



GREEN PERFORMANCE

- New STAGE V engine, the most powerful in this segment!
- Self cleaning DPF filter and auto regenerating



HIGH PRODUCTIVITY AND VERSATILITY

- Outstanding controllability
- Best in class speed
- NEW** - 5% lower fuel consumption
- Good versatility with 3 boom types.
- Best lifting capacity in the industry.



NEW FUEL FILTER SUPPLY LINE

- new main fuel pre filter water separator sensor linked to a dedicated message on the monitor.
- additional final safety filter (maintenance free) to protect the engine: no need to flush after filter replacement.



OUTSTANDING COMFORTABLE CABIN WITH NEW MONITOR AND OPTIONS

- Cabin is the same as a CASE higher class SR excavator!
- Monitor as a 50 t CASE excavator.
- Air-Suspension seat w/ tiltable and heater option
- Quick Coupler provision available
- Oil sample port option
- New remote emergency stop bottom



TOP LEVEL SAFETY

- ROPS and FOPS level 1 standard
- FOPS level 2 option
- NEW** - CASE maximum view monitor option with its bird's eye and 270° panoramic view.
- NEW** - LED lights package option for increased visibility in low light conditions.






THE SCIENCE BIT

The CASE SiteWatch telematics system uses a high-tech control unit mounted on each machine to collate information from that machine and from GPS satellites. This data is then sent wirelessly through the mobile communication networks to the CASE Telematics Web Portal.

SiteWatch: centralised fleet control benefits at your fingertips

- Measure your true asset availability and optimise it
 - Eliminate the “phantom fleet”: SiteWatch allows to identify spare units or under loaded machines on each site.
 - Become able to reallocate units where they are more needed.
 - Forward Maintenance Planning is easier since the actualised working hours are always available.
 - Extend the benefits of SiteWatch to the rest of your fleet: SiteWatch can be installed on the units of other brands as well.
- Challenge your Total Cost of Ownership!
 - Being able to compare the fuel usage of different machine types will allow you choose the right equipment.
 - Save on transport costs with planned and grouped maintenance tasks.
 - Peace of mind, optimised uptime and lower repair costs: with preventive maintenance you can for example be alerted if the engine needs to be serviced and avoid a disruptive breakdown.
 - Be able to compare your asset Return On Investment on different sites.
 - Your equipment is used only during working hours. You can set up alerts so that you know if it is in use during the weekend or at night.
 - Integrate with the programmed maintenance package, so that you can be sure every machine is at the right place at the right time.
- More Safety, Lower Insurance Premium
 - Keep thieves away: dissuade them from attacking your asset because it is geo-localised. SiteWatch is hidden so that thieves can’t find it quickly.
 - Your fleet is used only where you decide. You can define a virtual fence and receive an email when a machine exits that perimeter.



STANDARD EQUIPMENT

ENGINE <ul style="list-style-type: none">- Stage V, Yanmar engine, 50.7 kW, 3318 cc- Water-cooled, 4-stroke diesel, 4-cylinders in line- High capacity fuel tank: 120 l- Auto-idle and one-touch idle- Idle shutdown system- Cooled Exhaust Gas Recirculation (CEGR)- Electronic fuel injection- High pressure common rail system- Auto-engine warm up- Emergency stop- Glow-plug pre-heat- EPF (Engine Protection Feature)- Dual-stage fuel filtration with water separator message in cabin- Fuel final safety filter- Dual element air filter- Remote oil filter- Green plug oil drain	<ul style="list-style-type: none">- 24-Volt system- Battery disconnect switch- Fuel cooler- Fuel filter restriction indicator- Fuel shut-off valve	<ul style="list-style-type: none">- 24-Volt system- Battery disconnect switch- Fuel cooler- Fuel filter restriction indicator- Fuel shut-off valve	<ul style="list-style-type: none">- dozer blade operations- Attachment cushion control- 3 operating modes (auto, heavy, speed priority)- Auto power boost	<ul style="list-style-type: none">- Side view camera- Automatic climate control- Fully adjustable mechanical suspension seat- Interior dome light- Sliding seat – 90 mm- Adjustable armrests- Sliding cockpit 180 mm- Cup holder- 1 working light on boom- 1 working light on cab top- 1 on the left side of the UC- Anti-theft system (start code system)- Rubber floormat- 12-volt electric socket- 24-volt cigarette lighter- Roof window w/sunshade
TRANSMISSION <ul style="list-style-type: none">- Two-speed hydrostatic transmission, with variable displacement axial piston motor and automatic travel speed shifting- Mechanical disc brakes in oil bath- Final drive with planetary gear reduction in oil bath	HYDRAULIC SYSTEM <ul style="list-style-type: none">- Open-center system, two variable displacement axial piston pumps with regulating system for fast cycles and simultaneous movements + 1 independent gear pump for	UNDERCARRIAGE <ul style="list-style-type: none">- 450 mm steel tracks- 450 mm dozer blade- 4-lashing points for easy transport- Step on undercarriage for safe cab access	OPERATOR STATION <ul style="list-style-type: none">- Pressurized cab- ROPS & FOPS Level 1- Tempered safety glass for all windows- One-touch lock front window- Windshield wiper & washer- Multifunction LED color monitor (180 mm)- Rear view camera	ARMS AND BOOMS <ul style="list-style-type: none">- CX85D, CX90D 1.69 m arm- CX85D OFFSET 1.75 m arm- Heavy duty bucket linkage

OPTIONAL EQUIPMENT

	CX85D SR MONOBOOM	CX85D SR OFFSET BOOM	CX90D MSR SWING BOOM
UPPERCARRIAGE			
FOPS Level 2	x	STD	x
Arm 2.19 m (mono boom)	x	N.A.	x
Arm 2.10 m (offset boom)	N.A.	x	N.A.
Front stone guard (opg level 2)	x	x	x
Front mesh guard	x	x	x
HD type w/ lifting eye, mandatory with HBCV	x	x	x
UNDERCARRIAGE			
450 mm rubber tracks	x	x	x
450 mm rubber link tracks	x	x	x
600 mm steel tracks	x	x	x
OPERATOR STATION			
Electric refuel pump	x	x	x
Radio fm/am	x	x	x
Air-Suspension seat	x	x	x
Air-Suspension seat w/ tiltable and heater function	x	x	x
CASE maximum view monitor incl. 3 cameras (rear, right and left)	x	x	x
HYDRAULIC SYSTEM			
Boom and arm safety valve & warning device for safe lifting operations	x	x	x
Bucket or clamshell circuit	x	x	x
Low flow - electrical proportional control	x	N.A.	x
Hammer circuit hydraulic control (Mono boom - pedal control)	x	N.A.	x
Hammer circuit electrical proportional control (Mono boom - joystick control)	x	N.A.	x
Hammer/high flow circuit electrical proportional control (Mono boom - bi directional oil flow)	x	N.A.	x
Hammer circuit hydraulic control (Offset boom - pedal control)	N.A.	x	N.A.
Hammer circuit electrical proportional control (Offset boom - joystick control)	N.A.	x	N.A.
Double act circuit electrical proportional control (Offset boom - bi directional oil flow)	N.A.	x	N.A.
Engine/hyd. Oil sampling port	x	x	x
Quick coupler provision	x	N.A.	x
OTHER OPTIONAL EQUIPMENT			
Site Watch Telematics	x	x	x
Spark Arrester system	x	x	x

Standard and optional equipment shown can vary by country.

CX D-SERIES

CX85D SR - CX90D MSR

SPECIFICATIONS

ENGINE

Model	YANMAR 4TNV98CT-L2WSH
Emission level	REG. EU 2016/1628 STAGE V
Type	Water-cooled, 4-cycle diesel, 4-cylinder in line, high pressure common rail system (electric control), Turbocharger, ATS
Displacement	3.318 l
Bore x stroke	98 mm x 110 mm
Rated net power	
ISO 9249	50.7 kW at 2000 min ⁻¹
Maximum torque	
ISO 9249	283 N-m at 1300 min ⁻¹

HYDRAULIC SYSTEM

Main pumps	2 variable displacement axial piston pumps with regulating system
Max. oil flow	2 x 74 liter/min at 2000 min ⁻¹
Circuit working pressure	
Boom/Arm/Bucket	29.4 MPa
Offset (CX85D SR only)	29.4 MPa
Swing	24.0 MPa
Travel	29.4 MPa
Pilot pump (1 gear pump)	
Max. oil flow	18 l/min at 2000 min ⁻¹
Circuit working pressure	3.9 MPa
Blade pump (1 gear pump)	
Max. oil flow	35.4 l/min at 2000 min ⁻¹
Circuit working pressure	23.5 MPa

SWING

Swing Motor	Fixed displacement axial piston motor
Maximum swing speed	10.4 min ⁻¹
Swing torque	17,000 Nm

WEIGHT AND GROUND PRESSURE

CX85D SR OFFSET BOOM
with 1.75 m arm, 0.32 m³ general purpose bucket, 450 mm grouser shoe, FOPS Level II guard, operator, lubricant, coolant and full fuel tank.

Operating mass	Ground pressure
8,490 kg	0.038 MPa

CX85D SR MONOBOOM
with 1.69 m arm, 0.32 m³ General Purpose Bucket, 450 mm grouser shoe, operator, lubricant, coolant and full fuel tank

Operating mass	Ground pressure
7,930 kg	0.036 MPa

Counterweight 930 kg

FILTERS

Suction filter	105 µm
Return filter	6 µm
Pilot line filter	8 µm

ELECTRICAL SYSTEM

Voltage	24 V
Alternator	60 Amp
Starter	24 V 3.2 kW
Battery	2X12V 64 Ah/5 HR

UNDERCARRIAGE

Travel motor	Variable displacement axial piston motor
Low travel speed	3.2 km/h
High travel speed	5.1 km/h
Drawbar pull (CX85D SR)	59.3 kN
Drawbar pull (CX90D MSR)	59.1 kN
Number of carrier rollers (each side)	1
Number of track rollers (each side)	5
Number of shoes (each side)	39
Type of shoes	Triple grouser shoes
Grade ability	70 % (35°)

SOUND LEVEL

External guaranteed sound power level (EU Directive 2000/14/EC)	LwA 98 dB(A)
Operator cab sound pressure level (ISO 6396)	LpA 69 dB(A)

CIRCUIT AND COMPONENT CAPACITIES

Fuel tank	120 l
Hydraulic system	96.3 l
Hydraulic tank	51 l
Cooling system	12.2 l

CX90D MSR
with 1.69 m arm, 0.32 m³ general purpose bucket, 450 mm grouser shoe, operator, lubricant, coolant and full fuel tank.

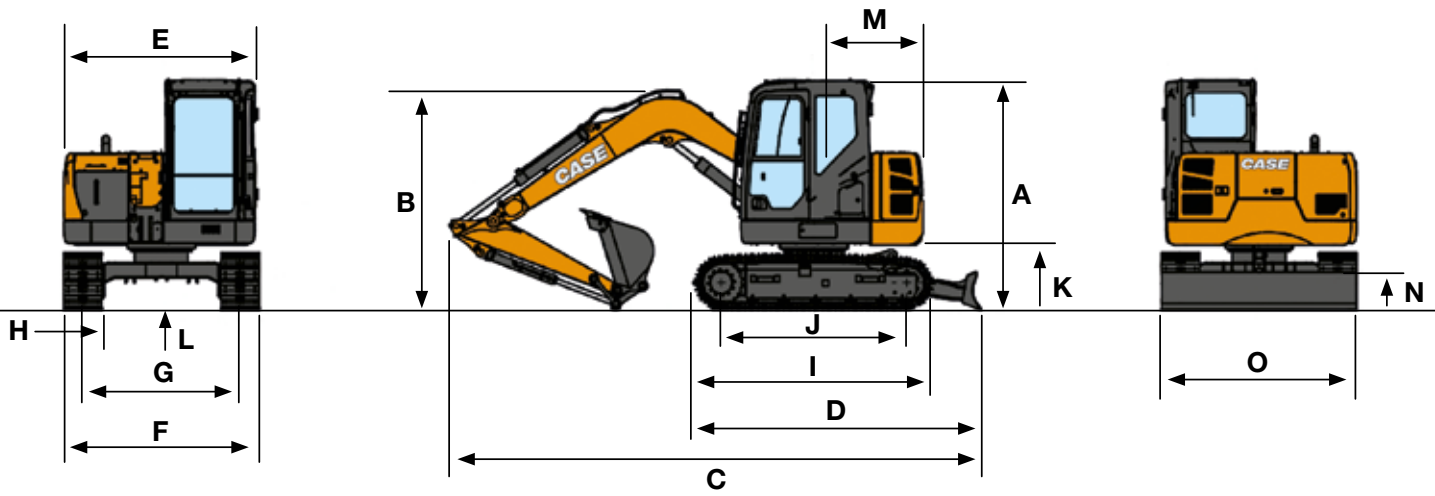
Operating mass	Ground pressure
8630 kg	0.039 MPa

Counterweight 1060 kg

CX85D SR

SPECIFICATIONS

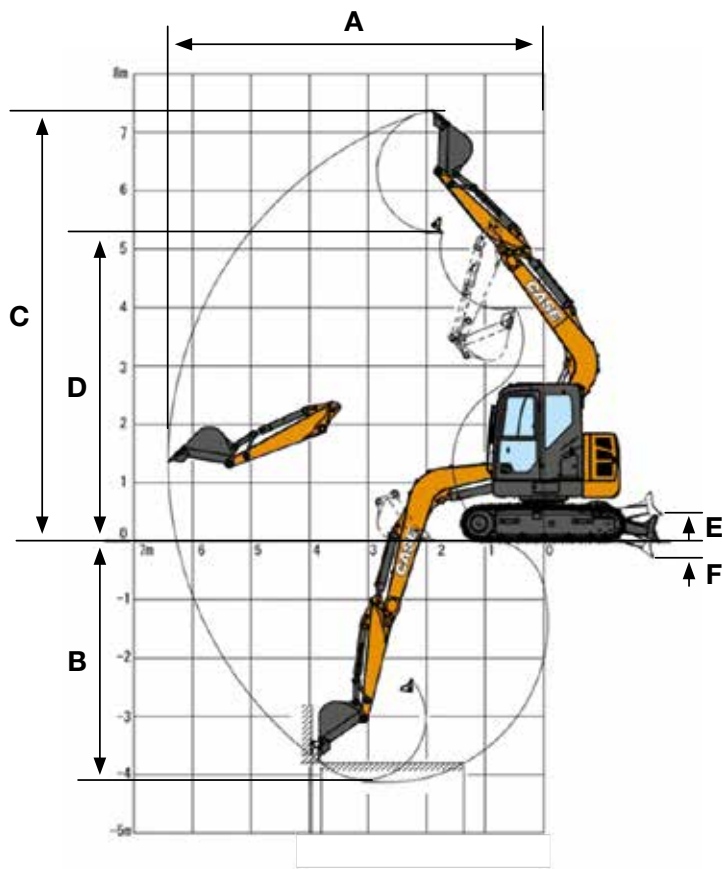
GENERAL DIMENSIONS



		MONOBOOM Arm 1.69 m	MONOBOOM Arm 2.19 m	OFFSET BOOM Arm 1.75 m	OFFSET BOOM Arm 2.10 m
A Cab height	mm	2720	2720	2860	2860
B Overall height (with attachment)	mm	2720	2860	2860	2860
C Overall length (with attachment)	mm	6310	6340	6310	6310
D Overall length (without attachment)	mm	3410	3410	3410	3410
E Upper structure overall width	mm	2270	2270	2270	2270
F Undercarriage overall width	mm	2320	2320	2320	2320
G Track gauge	mm	1870	1870	1870	1870
H Width of standard shoe	mm	450	450	450	450
I Crawler overall length	mm	2845	2845	2845	2845
J Wheel base (Center to center of wheels)	mm	2210	2210	2210	2210
K Clearance height under upper structure	mm	750	750	750	750
L Minimum ground clearance	mm	360	360	360	360
M Swing (rear end) radius	mm	1290	1290	1290	1290
N Blade height	mm	450	450	450	450
O Blade width	mm	2320	2320	2320	2320

CX D-SERIES
CX85D SR

DIGGING PERFORMANCE



		MONOBOOM Arm 1.69 m	MONOBOOM Arm 2.19 m	OFFSET BOOM Arm 1.75 m	OFFSET BOOM Arm 2.10 m
Arm digging force	kN	39.5	33.8	39.4	34.7
Bucket digging force	kN	56.9	56.9	56.9	56.9
A Maximum reach	mm	6410	6890	6500	6790
B Max. digging depth	mm	4130	4630	4250	4590
C Max. digging height	mm	7370	7770	7380	7590
D Max. dumping height	mm	5280	5670	5310	5540
E Max dozer blade lift above ground	mm	440	440	440	440
F Max dozer drop below ground	mm	280	280	280	280
Boom offset (L.H.)	mm	-	-	1100	1100
Boom offset (R.H.)	mm	-	-	1000	1000

LIFTING CAPACITY
CX85D SR OFFSET BOOM

Front Side	REACH					
	2.0 m	4.0 m	At max reach		m	

STD ARM / BLADE DOWN
1.75 m length, 450 mm shoes. Max reach 5.45 m

6.0 m					2250*	2250*	2.72
4.0 m	2590*	2590*	1930*	1930*	1850*	1470	4.73
2.0 m			2310*	1770	1820*	1090	5.4
0 m	2180*	2180*	2540*	1560	1860*	1050	5.28
-2.0 m	3550*	3550*	2040*	1550	1830*	1410	4.29

Front Side	REACH					
	2.0 m	4.0 m	At max reach		m	

LONG ARM / BLADE DOWN
2.10 m length, 450 mm shoes. Max reach 5.74 m

6.0 m					1910*	1910*	3.28
4.0 m			1780*	1780*	1680*	1310	5.07
2.0 m	3520*	3520*	2190*	1790	1680*	1000	5.7
0 m	2420*	2420*	2500*	1550	1730*	950	5.58
-2.0 m	3940*	3940*	2180*	1500	1760*	1220	4.66

Front Side	REACH					
	2.0 m	4.0 m	At max reach		m	

STD ARM / BLADE UP
1.75 m length, 450 mm shoes. Max reach 5.45 m

6.0 m					2250*	2250*	2.72
4.0 m	2590*	2590*	1930*	1910	1540	1410	4.73
2.0 m			1870	1690	1150	1040	5.4
0 m	2180*	2180*	1660	1480	1110	1000	5.28
-2.0 m	3550*	3550*	1640	1470	1500	1340	4.29

Front Side	REACH					
	2.0 m	4.0 m	At max reach		m	

LONG ARM / BLADE UP
2.10 m length, 450 mm shoes. Max reach 5.74 m

6.0 m					1910*	1910*	3.28
4.0 m			1780*	1780*	1380	1260	5.07
2.0 m	3520*	3520*	1900	1710	1050	950	5.7
0 m	2420*	2420*	1650	1470	1010	910	5.58
-2.0 m	3940*	3940*	1600	1420	1290	1160	4.66

LIFTING CAPACITY
CX85D SR MONOBOOM

Front Side	REACH					
	2.0 m	4.0 m	At max reach		m	

STD ARM / BLADE DOWN
1.69 m length, 450 mm shoes. Max reach 5.36 m

6.0 m					2380*	2380*	2.55
4.0 m			2120*	2030	1780*	1580	4.64
2.0 m			2540*	1900	1800*	1230	5.32
0 m			2810*	1770	2080*	1230	5.19
-2.0 m	3980*	3980*	2180*	1770	2000	1670	4.18

Front Side	REACH					
	2.0 m	4.0 m	At max reach		m	

LONG ARM / BLADE DOWN
2.19 m length, 450 mm shoes. Max reach 5.84 m

6.0 m					1780*	1780*	3.45
4.0 m			1870*	1870*	1440*	1340	5.18
2.0 m			2350*	1930	1440*	1090	5.8
0 m			2770*	1770	1680*	1080	5.68
-2.0 m	4620*	4620*	2460*	1730	1880*	1360	4.78

Front Side	REACH					
	2.0 m	4.0 m	At max reach		m	

STD ARM / BLADE UP
1.69 m length, 450 mm shoes. Max reach 5.36 m

6.0 m					2380*	2380*	2.55
4.0 m			2120*	1950	1660	1520	4.64
2.0 m			2000	1820	1290	1180	5.32
0 m			1870	1700	1290	1180	5.19
-2.0 m	3980*	3980*	1860	1690	1760	1600	4.18

Front Side	REACH					
	2.0 m	4.0 m	At max reach		m	

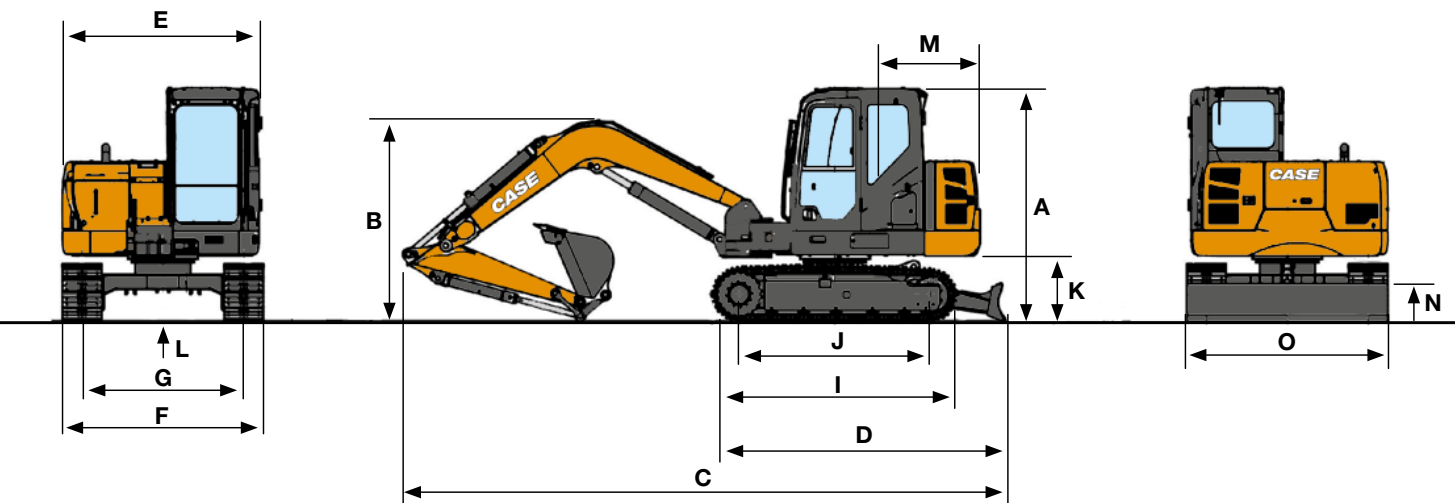
LONG ARM / BLADE UP
2.19 m length, 450 mm shoes. Max reach 5.84 m

6.0 m					1780*	1780*	3.45
4.0 m			1870*	1870*	1400	1290	5.18
2.0 m			2030	1850	1130	1040	5.8
0 m			1870	1700	1130	1030	5.68
-2.0 m	4620*	4620*	1830	1660	1430	1310	4.78

* The above loads (kg) are compliant to the ISO standards and refer to the excavator equipped without bucket. The indicated loads are no more than 87% of hydraulic system lift capacity or 75% of static tipping load. Values marked with an asterisk (*) are limited by the hydraulic lifting capacity.

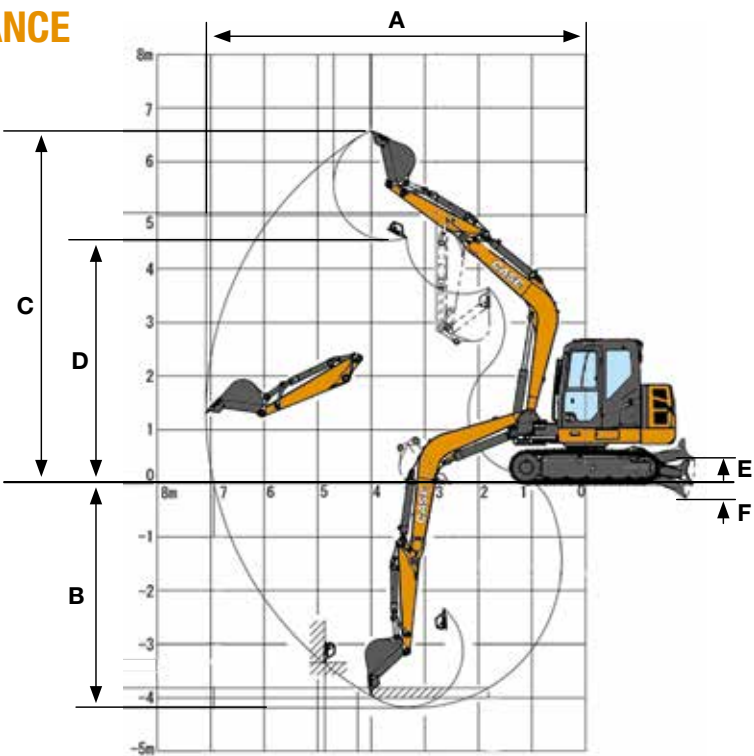
CX D-SERIES
CX90D MSR

GENERAL DIMENSIONS



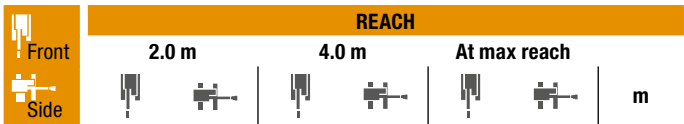
		Arm 1.69 m	Arm 2.19 m
A	Cab height	mm	2720
B	Overall height (with attachment)	mm	2720
C	Overall length (with attachment)	mm	6990
D	Overall length (without attachment)	mm	3410
E	Upper structure overall width	mm	2270
F	Undercarriage overall width	mm	2320
G	Track gauge	mm	1870
H	Width of standard shoe	mm	450
I	Crawler overall length	mm	2845
J	Wheel base (Center to center of wheels)	mm	2210
K	Clearance height under upper structure	mm	750
L	Minimum ground clearance	mm	360
M	Swing (rear end) radius	mm	1680
N	Blade height	mm	450
O	Blade width	mm	2320

DIGGING PERFORMANCE



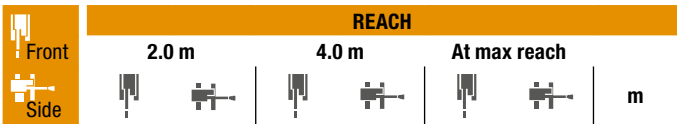
		Arm 1.69 m	Arm 2.19 m
	Arm digging force	kN	39.5
	Bucket digging force	kN	56.9
A	Maximum reach	mm	7090
B	Max. digging depth	mm	4180
C	Max. digging height	mm	6570
D	Max. dumping height	mm	4530
E	Max dozer blade lift above ground	mm	440
F	Max dozer drop below ground	mm	280
	Boom swing left	°	80
	Boom swing right	°	45

CX90D MSR
LIFTING CAPACITIES



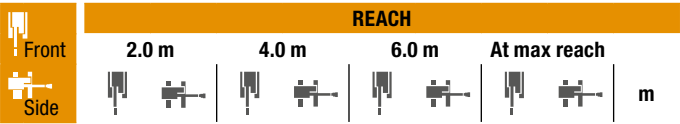
STD ARM / BLADE DOWN
1.69 m length, 450 mm shoes. Max reach 6.04 m

4.0 m			2080*	2080*	1860*	1450	5.26
2.0 m			3100*	2070	1880*	1150	5.99
0 m			3890*	1930	2310*	1150	5.86
-2.0 m	5470*	5470*	3320*	1930	2500*	1520	4.77



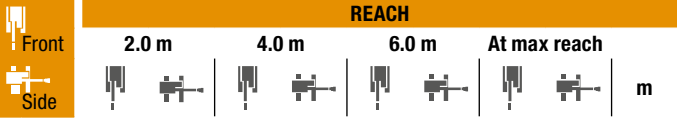
STD ARM / BLADE UP
1.69 m length, 450 mm shoes. Max reach 6.04 m

4.0 m			2080*	2080*	1520	1390	5.26
2.0 m			2190	1990	1200	1100	5.99
0 m			2040	1840	1210	1100	5.86
-2.0 m	5470*	5470*	2050	1850	1600	1460	4.77



LONG ARM / BLADE DOWN
2.19 m length, 450 mm shoes. Max reach 6.51 m

4.0 m						1490*	1250	5.81	
2.0 m			2730*	2110	2020*	1150	1500*	1030	6.47
0 m			3780*	1930	2260*	1100	1780*	1020	6.34
-2.0 m	4260*	4260*	3590*	1890			2290*	1270	5.38



LONG ARM / BLADE UP
2.19 m length, 450 mm shoes. Max reach 6.51 m

4.0 m							1310	1310	5.81
2.0 m			2230	2020	1210	1110	1070	980	6.47
0 m			2040	1840	1160	1060	1070	980	6.34
-2.0 m	4260*	4260*	2010	1810			1340	1220	5.38

* The above loads (kg) are compliant to the ISO standards and refer to the excavator equipped without bucket. The indicated loads are no more than 87% of hydraulic system lift capacity or 75% of static tipping load. Values marked with an asterisk (*) are limited by the hydraulic lifting capacity.

* The above loads (kg) are compliant to the ISO standards and refer to the excavator equipped without bucket. The indicated loads are no more than 87% of hydraulic system lift capacity or 75% of static tipping load. Values marked with an asterisk (*) are limited by the hydraulic lifting capacity.

www.casece.com

EXPERTS FOR THE REAL WORLD
SINCE 1842

CASE
CONSTRUCTION



**CNH INDUSTRIAL
DEUTSCHLAND GMBH**
Case Baumaschinen
Benzstr. 1-3 - D-74076 Heilbronn
DEUTSCHLAND

CNH INDUSTRIAL FRANCE, S.A.
16-18 Rue des Rochettes
91150 Morigny-Champigny
FRANCE

CNH INDUSTRIAL - UK
First Floor, Barclay Court 2,
Heavens Walk,
Doncaster - DN4 5HZ
UNITED KINGDOM

CNH INDUSTRIAL - SOUTH AFRICA
Waterfall Business Park
Bekker Street, Howick Close
1685 Midrand - Johannesburg
REPUBLIC OF SOUTH AFRICA

**CNH INDUSTRIAL
MAQUINARIA SPAIN, S.A.**
Avenida Aragón 402
28022 Madrid
ESPAÑA

CNH INDUSTRIAL ITALIA SPA
Strada di Settimo, 323
10099 San Mauro Torinese (TO)
ITALIA

CASE CUSTOMER CENTRE
PARIS
RN 330 - Penchard
77122 - Monthyon
FRANCE

CNH INDUSTRIAL - MIDDLE EAST
DAFZA - Dubai Airport Free Zone
West Wing 4 B, Office 642
P.O. Box 54588, Dubai,
UNITED ARAB EMIRATES

NOTE: Standard and optional fittings can vary according to the demands and specific regulations of each country. The illustrations may include optional rather than standard fittings - consult your Case dealer. Furthermore, CNH Industrial reserves the right to modify machine specifications without incurring any obligation relating to such changes.

Conforms to directive 2006/42/EC

CASE
00800-2273-7373

The call is free from a land line.
Check in advance with your Mobile Operator if you will be
charged. Toll free number not available from all calling areas.