

**C-SERIES MINI EXCAVATORS
CX17C | CX18C**

CASE
CONSTRUCTION



**AGILITY
IN MOTION**

www.casece.com

**EXPERTS FOR THE REAL WORLD
SINCE 1842**

CASE BRAND HERITAGE

MORE THAN 175 YEARS OF PRIDE AND COMMITMENT

GET THE JOB DONE

WITH EASE



EXPERTS FOR THE REAL WORLD

SINCE 1842

- 1842** Jerome Increase Case founded Racine Threshing Machine Works in Racine, Wisconsin, USA.
- 1912** CASE manufactures road building equipment.
- 1969** CASE begins skid steer loader production.
- 1988** CASE recognized by Fortune magazine: listed by Fortune magazine among the "100 Products America Makes Best."
- 1995** CASE expands attachment offering: co-branding and supply agreements with several key attachment suppliers.
- 2011** CASE leads Tier 4 solutions.
- 2011** Long Enters Hall of Fame: CASE engineer, "father of the loader/backhoe", is inducted into the Construction Equipment Hall of Fame.
- 2016** CASE starts the production of C-Series mini excavators up to 5t in San Mauro Plant for the global market.

SAN MAURO PLANT AWARDS



ISO 9001
Product quality
since 2008



ISO 14001
Environment quality
2004



ISO 18001
Safety management
2007



ISO 50001
Energy management
2011



DESIGNED TO SAVE YOUR TIME

Agility is the name of the game

- **Reaching the jobsite:** easy with variable undercarriage width. Quick folding of blade extensions.
- **Digging:** superior hydraulic flow delivers unparalleled digging efficiency. (+ 5% vs B-Series).
 - Excellent boom swing angles (CX17C left/right: 70/54; CX18C left/right: 60/60) contribute to high versatility.
 - Choice of short and long arms available to match customer needs: high breakout force or outstanding digging depth and reach.
- **Loading:** superior dump height together with ample bucket rollback angle result efficient truck loading and maximum material retention.
- **Dozing:** blade height (250 mm) and blade maximum lifting height (285 mm) are best-in-class on CX17C.
- **Lifting:** CX18C is a conventional model with superior lifting capacity. CX17C can be fitted with an additional bolt-on counterweight that further increases stability and lifting capacity.
- **Travel:** features the «auto shift-down» feature that optimizes travel speed and traction. Travelling in 2nd speed the machine automatically shifts to 1st gear if it needs more traction, and then automatically shifts back to 2nd gear when no extra traction is required.
- **Transportation:** convenient tie-down points make transportation easy and safe.

CX18C CAB



CX17C CANOPY



COMFORT COUNTS

Ergonomic operator station with suspension seat

- CASE CX17C and CX18C feature smooth pilot controls, ergonomically placed joysticks and adjustable wrist rests that make it easy and pleasant to operate them.
- Accessibility to the operator compartment is easy; operators can access the CX18C from both sides
- The suspension seat is standard on both models.



SAFETY FIRST

C-Series Minis: no compromise on safety

- **ROPS / TOPS / FOPS:** all C-Series models and versions comply with Roll-Over / Tip-Over and Falling Objects -Protective-Structure requirements.
- **Emergency stop switch:** CX26C and CX37C have as a standard feature a switch that immediately stops the engine in case of an emergency.
- **Pilot system with accumulator:** this standard feature allows the operator to put the attachment down safely even with engine turned off for greater safety.
- **Travel alarm:** an acoustic alarm alerts the people near the machine when it moves forward or backward. This feature is optional on every model.
- **2-post canopy:** good visibility is essential to work safely. CX17C and CX18C Canopy have a unique 2-post design that provides unobstructed front and side views.
- **Double-flange rollers:** de-tracking can be dangerous for the operator and the people near the machine. CASE C-Series minis have a double-flange roller design that minimizes the risk of de-tracking.
- **Zero Tail Swing (ZTS):** the ZTS design (CX17C only) means no risk of hitting obstacles with the rear of the machine when swinging, and creates less obstruction to road traffic.
- **Standard anti-theft:** for a safe storage of the machine, all models are equipped with a standard Engine Start Limit, that, if activated, requires the input of a password to start the machine.



MODERN AND FUNCTIONAL CLUSTER

Easy-to-read digital cluster

- The digital cluster is easy to read, confers a modern look to the operator station and provides useful information:
- Gauges: fuel level, engine coolant temperature
 - Info and warning lamps: hydraulic QC lamp, travel speed, engine coolant temperature, engine oil pressure, battery charging, low fuel level



PEACE OF MIND ESL Anti-theft

- All C-Series minis are equipped with a standard anti-theft. It is an Engine Start Limitation (ESL) requiring a 5-digit code that can be set by the operator
- 3 possible settings:
 1. Always: ESL is engaged every time the machine is shut off
 2. Interval: ESL is engaged after a pre-defined interval of shut off engine
 3. Disabled ESL: ESL is not active



All models are Site Watch telematics pre-wired.

MAIN REASONS TO CHOOSE THE C-SERIES



- 360° VISIBILITY**
- 2-post canopy design
 - Large glazed area on CX18C cab version



- SAFETY FIRST**
- ROPS / TOPS / FOPS certified Cab and Canopy
 - Emergency stop switch (CX17C)
 - Pilot circuit with accumulator



- COMFORT COUNTS**
- Proportional auxiliary hydraulics control (CX17C)
 - Digital cluster
 - Suspension seat



- EASY SERVICEABILITY**
- Easy access to battery, hydraulic valves and all regular service components
 - Easy-to-read check points on left side
 - Two-piece blade hydraulic hose



- GREAT RELIABILITY**
- X-frame undercarriage
 - Cylinder protections
 - Low risk of de-tracking with double-flange rollers



- EXCELLENT WORKING RANGE**
- Long and short arms available
 - Ample boom swing angles
 - Ample bucket rollback angle



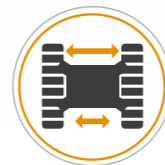
- HIGH VERSATILITY**
- Offering of integrated attachments
 - Mono or bi-directional hydraulic oil flow
 - Additional counterweight available (CX17C)



- BLADE EFFECTIVENESS**
- 2-pin blade folding design
 - Superior blade height and lift



- EASY TO TRANSPORT**
- Tie down hooks
 - Less than 1,0 meter wide with retracted undercarriage



- VARIABLE TRACK GAUGE**
- Hydraulically retractable tracks
 - Inner routing of hydraulic hoses



- OPTIMIZED TRACTION AND SPEED**
- Auto shift-down (CX17C)

C-SERIES MINI EXCAVATORS

**GET THE JOB DONE NOW
AND FOR MANY YEARS TO COME**



GREAT RELIABILITY: A GIVEN ON CASE EXCAVATORS

World class components and a well-organized plant

- **World class components:** C-Series minis are designed for reliability, components are sourced from the best suppliers on the market and assembled in CASE's Excavator Hub, a World Class Manufacturing production plant. The result: simply highly reliable machines.
- **Boom and arm reinforced mounting pin:** the pivot pin that holds boom and arm together is a critical point on any excavator. On CASE C-Series the pin is secured from both sides minimizing the risk of play between boom and arm.
- **Protected travel motor hoses:** travel motor hoses are well protected inside the track frame.
- **Protected cylinders:** boom, arm, bucket and blade cylinders are well protected with a steel cover.



EASY AND SAFE SERVICEABILITY

Grouped service points under the hood

C-Series are designed for serviceability:

- Rationalized service points layout
- Convenient check points on left side of the excavator
- Easy-to-remove side panels for full maintenance and repair access
- Two-piece blade hydraulic hoses (CX17C)
- Extended life of components:
Bushings 250h, Hydraulic filters: 1000 h, Hydraulic oil: 2000h

STANDARD EQUIPMENT

Short arm (960 mm)
 Rubber tracks 230 mm
 ROPS / TOPS / FOPS certified Cab / Canopy
 Emergency stop switch (CX17C)
 Pilot system with accumulator
 2 speed travel with auto shift-down system (CX17C)
 1st auxiliary 2-way circuit controlled with pedal
 Foldable boom swing pedal
 Variable undercarriage with extendable dozer blade
 Suspension seat with seatbelt
 Standard anti-theft with interval setting function
 Waterproof digital instrument cluster
 Centralized greasing inlet

OPTIONAL EQUIPMENT

Long arm (1120 mm)
 1st auxiliary 2-way circuit controlled with joystick (CX17C)
 Hydraulic quick coupler provision
 Beacon (CX17C and CX18C Cab)
 Travel alarm
 Additional counterweight (CX17C)
 Radio with USB (CX18C Cab)

Standard and Optional equipment may vary. Consult your CASE dealer for details.

C-SERIES MINI EXCAVATORS

SPECIFICATIONS

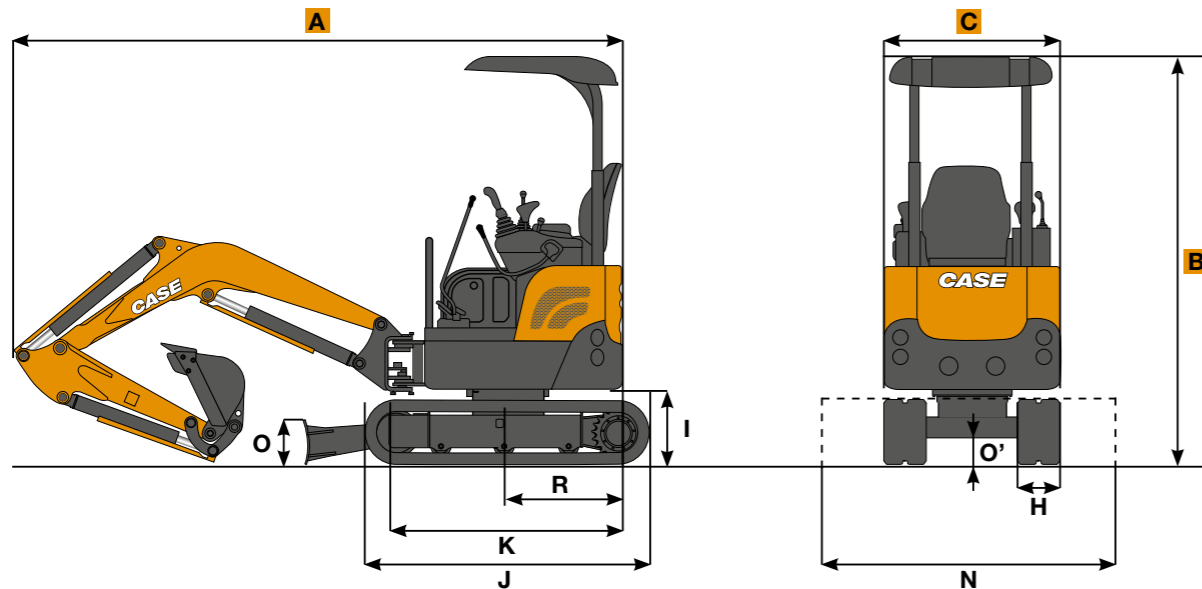
ENGINE

	CX17C	CX18C
Model	Kubota D902	Mitsubishi L3E
Displacement (cm ³)	898	952
Rated gross horse power (hp/kW) (ISO 14396)	16.8 / 12.5	16.8 / 12.5
@ rpm	2300	2300
Max torque (Nm/rpm)	54 / 1900	53 / 1600
Emissions level	Tier 4F Not Reg. in EU	Tier 3 Not Reg. in EU

HYDRAULIC SYSTEM

	CX17C	CX18C
Variable displacement axial piston pumps		
- Pump delivery (l/min)	2 x 18.8	2 x 17
- Pressure (bar)	210	210
Gear pump delivery		
- Pump delivery (l/min)	11.3	10.4
- Pressure (bar)	170	170
1st Auxiliary 2-way Circuit		
- Pump delivery (l/min)	30.1	27.4
- Pressure (bar)	170	170

GENERAL DIMENSIONS



		CX17C	CX18C	
R	Rear end swing radius	mm	645	1065
R'	Min front slew radius	mm	1570 - 1600	1615 - 1660
H	Track width	mm	230	230
I	Ground clearance of rear end	mm	440	415
J	Overall Length of Crawler	mm	1590	1590
K	Center distance of tumblers	mm	1230	1230
L	Blade max lifting	mm	285	170
M	Blade max lowering	mm	225	240
N	Blade width	mm	990~1300	980~1250
O	Blade height	mm	250	250
O'	Ground clearance of undercarriage	mm	170	150

SLEWING & TRAVEL SPEED

	CX17C	CX18C
Slewing speed (rpm)	9.5	9.3
Boom slewing angle (left/right)	70° / 54°	60° / 60°
Travel Speed - Low (1 st) (km/h)	2.1	2.1
Travel Speed - High (2 nd) (km/h)	4.3	4.1

OPERATING WEIGHT

	CX17C	CX18C
(includes operator, full fuel tank and one bucket)		
Cab (kg)	N/A	1890
Canopy (kg)	1770	1720

TRANSPORT FEATURE

	CX17C	CX18C
(weight is with full fuel tank, without operator, without bucket)		
Weight (Cab) (t)	-	1800
Weight (Canopy) (t)	1680	1630
A Max length (mm)	3480 3510*	3840 3870*
B Max height (mm)	2320	2300
C Max width (mm)	990~1300	980~1250

* Long arm

DIGGING PERFORMANCES

		CX17C		CX18C	
Dipperstick	mm	960	1120	960	1120
Dipperstick Breakout force (ISO)	kN	8.5	7.6	9.4	8.5
Bucket Breakout force (ISO)	kN	15.5	15.5	15.1	15.1
D Max reach	mm	3900	4030	3970	4120
D' Max reach at ground level	mm	3800	3940	3880	4030
E Max digging depth	mm	2200	2350	2250	2400
F Max dump height	mm	2570	2670	2550	2660
G Max digging height	mm	3580	3680	3670	3780

LIFTING CAPACITIES

Lift point height (m)	Arm	LIFT-POINT RADIUS					
		1.5 m		2.0 m		3.0 m	

CX17C Canopy

Lift point height (m)	kg	LIFT-POINT RADIUS					
		1.5 m		2.0 m		3.0 m	
1.0 m	kg			430	430	230	230
				*620	460	*400	250
0.0 m	kg	*600	*600	390	390	210	220
		*600	*600	*820	420	*450	230
-1.0 m	kg	630	630	390	390		
		1060	680	*720	420		

CX18C Canopy

Lift point height (m)	kg	LIFT-POINT RADIUS					
		1.5 m		2.0 m		3.0 m	
1.0 m	kg			500	470	270	260
				*660	500	*420	270
0.0 m	kg	*640	*640	470	430	260	240
		*640	*640	*900	460	*490	260
-1.0 m	kg	750	680	470	430		
		*1210	730	*800	460	*580	330

All models are equipped with long arm, no bucket, std counterweight, rubber tracks
ISO 10567: Lifting capacity does not exceed 75% of tipping load or 87% of full hydraulic capacity.

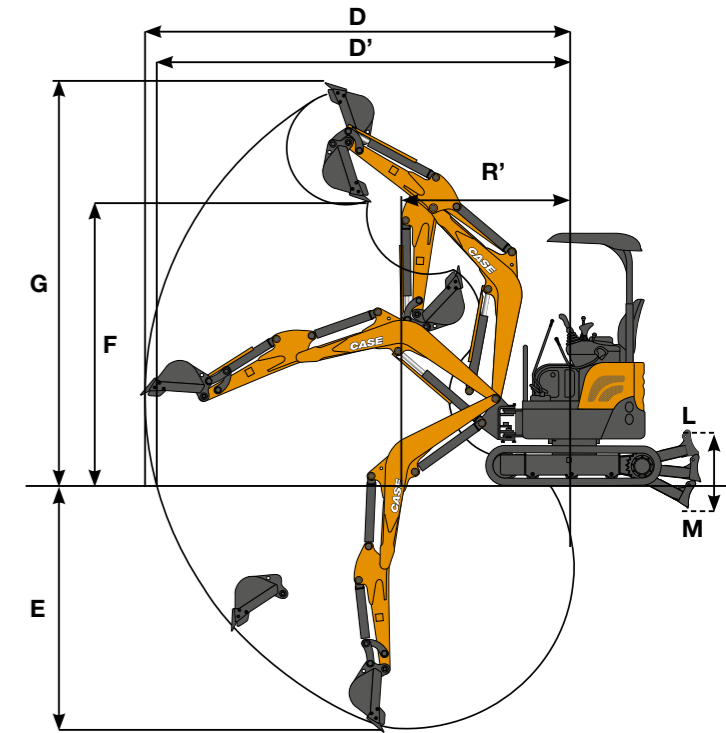
* Indicates load limited by hydraulic capacity

ATTACHMENTS

CASE offers an integrated range of attachments

- Standard buckets from 0.025 to 0.060 m³ SAE Heaped capacity (width from 250 to 600 mm)
- Ditch cleaning buckets
- Mechanical and hydraulic quick couplers (Klac and Lehnhoff-compatible)
- Hydraulic hammers
- Earth augers

SPECIFICATIONS



Lift point height (m)	Arm	LIFT-POINT RADIUS					
		1.5 m		2.0 m		3.0 m	

CX18C Cab

Lift point height (m)	kg	LIFT-POINT RADIUS					
		1.5 m		2.0 m		3.0 m	
1.0 m	kg			560	520	310	290
				*660	550	*420	300
0.0 m	kg	*640	*640	530	480	290	280
		*640	*640	*900	520	*490	290
-1.0 m	kg	850	760	530	480		
		*1210	820	*800	520		



www.casece.com

EXPERTS FOR THE REAL WORLD
SINCE 1842

CASE
CONSTRUCTION



Form No. 20147GB - Printed in Italy - MediaCross Firenze - 01/17

**CNH INDUSTRIAL
DEUTSCHLAND GMBH**
Case Baumaschinen
Benzstr. 1-3 - D-74076 Heilbronn
DEUTSCHLAND

CNH INDUSTRIAL FRANCE, S.A.
16-18 Rue des Rochettes
91150 Morigny-Champigny
FRANCE

CNH INDUSTRIAL - UK
First Floor, Barclay Court 2,
Heavens Walk,
Doncaster - DN4 5HZ
UNITED KINGDOM

CNH INDUSTRIAL - SOUTH AFRICA
Waterfall Business Park
Bekker Street, Howick Close
1685 Midrand - Johannesburg
REPUBLIC OF SOUTH AFRICA

**CNH INDUSTRIAL
MAQUINARIA SPAIN, S.A.**
Avda. José Gárate, 11
28823 Coslada (Madrid)
ESPAÑA

CNH INDUSTRIAL ITALIA SPA
Strada di Settimo, 323
10099 San Mauro Torinese (TO)
ITALIA

**CASE CUSTOMER CENTRE
PARIS**
RN 330 - Penchard
77122 - Monthyon
FRANCE

CNH INDUSTRIAL - MIDDLE EAST
DAFZA - Dubai Airport Free Zone
West Wing 4 B, Office 642
P.O. Box 54588, Dubai,
UNITED ARAB EMIRATES

NOTE: Standard and optional fittings can vary according to the demands and specific regulations of each country. The illustrations may include optional rather than standard fittings - consult your Case dealer. Furthermore, CNH Industrial reserves the right to modify machine specifications without incurring any obligation relating to such changes.

Conforms to directive 2006/42/EC

CASE
00800-2273-7373

The call is free from a land line.
Check in advance with your Mobile Operator if you will be charged. Toll free number not available from all calling areas.

